
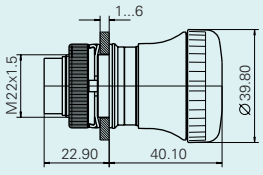

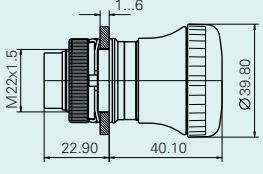

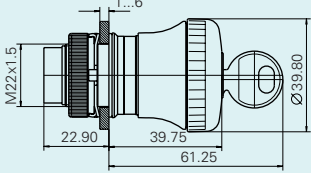

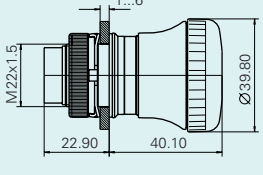


RAFIX22QR emergency stop pushbuttons, dupe-proof to EN 418

	Order no. Non-illuminated	Order no. Illuminated	
(1) 	1.30 243.501 /0300	–	
(2) with indicator acc. to EN 81 	1.30 243.601 /0300	–	
(3) with keylock 	1.30 243.701 /0300	–	
(4) beleuchtbar 	–	1.30 243.001 /0300	

Ring nut with claw included, (3): 2 keys included

The emergency stop pushbuttons meet the requirements of DIN EN 60 204, IEC 73, IEC 204, IEC 947, DIN EN 60 947, VDE 0660 Part 200 and VDE 0113 Part 1. They are dupe-proof according to EN 418 thanks to the positive-action mechanical movement sequence. To prevent inadvertent actuation, a certain operating force must be exerted at the action point.

The button latches when being pressed and can be reset by turning to the right or left. Due to the design of the actuating element the emergency stop switch is protected against interlocking, i.e. a started emergency stop process cannot be interrupted by jamming elements.

The green ring below the actuator shows the switching position of the pushbutton – it can not be seen any more when the pushbutton is pressed.

Emergency stop label plates see accessories.

Switching position indication according EN 81

According to this norm the switching position of an emergency stop pushbutton must be visible from the front and from the side.

The Rafi pushbutton (position 2) has a mechanical indicator at the top which changes from green to red, when actuated. The green ring shows the switching position from the side.



not actuated



actuated

Limited European Sales